







## Progressive Highlights

| No              | Description   | Punched Profiles  | Parts                                | Icon   |
|-----------------|---|---|--------------------------------------|--|
| <b>35625165</b> |  | MU 2061   |                                      |  |
|                 | Λαμάκι σπανιολέτας κόβει και τρυπά με μέτρο                                       |   |                                      |   |
|                 | Part off and hole on mechanism bar  |   |                                      |  |
|                 |   |   |                                      |  |
|                 |   |   |                                      |  |
| <b>35625303</b> |  | MU 639  |                                      |  |
|                 | Φυλλαράκι ακίνητο με ρυμιζόμενο βήμα  |   |                                      |   |
|                 | Louvers   |   |                                      |  |
|                 |   |   |                                      |  |
|                 |   |   |                                      |  |
| <b>35625925</b> |  | <a href="http://www.youtube.com/watch?v=WUJv-XnXCnc&amp;feature=plcp">http://www.youtube.com/watch?v=WUJv-XnXCnc&amp;feature=plcp</a> | SG-4-56-FF 9 2 R1, SG-4-56-FF 9 1 R2 |  |
|                 | Αποκοπή 50mm και τρύπημα 5.5mm στο κέντρο με κάθε κτύπημα                         |   |                                      |  |
|                 | Part off 50mm and hole punching 5.5mm in the center at once                       |   |                                      |  |
|                 |   |   |                                      |  |
|                 |   |   |                                      |  |

[Click here to see the Users Manual](#)

[Click here to watch most of our videos on Youtube](#)